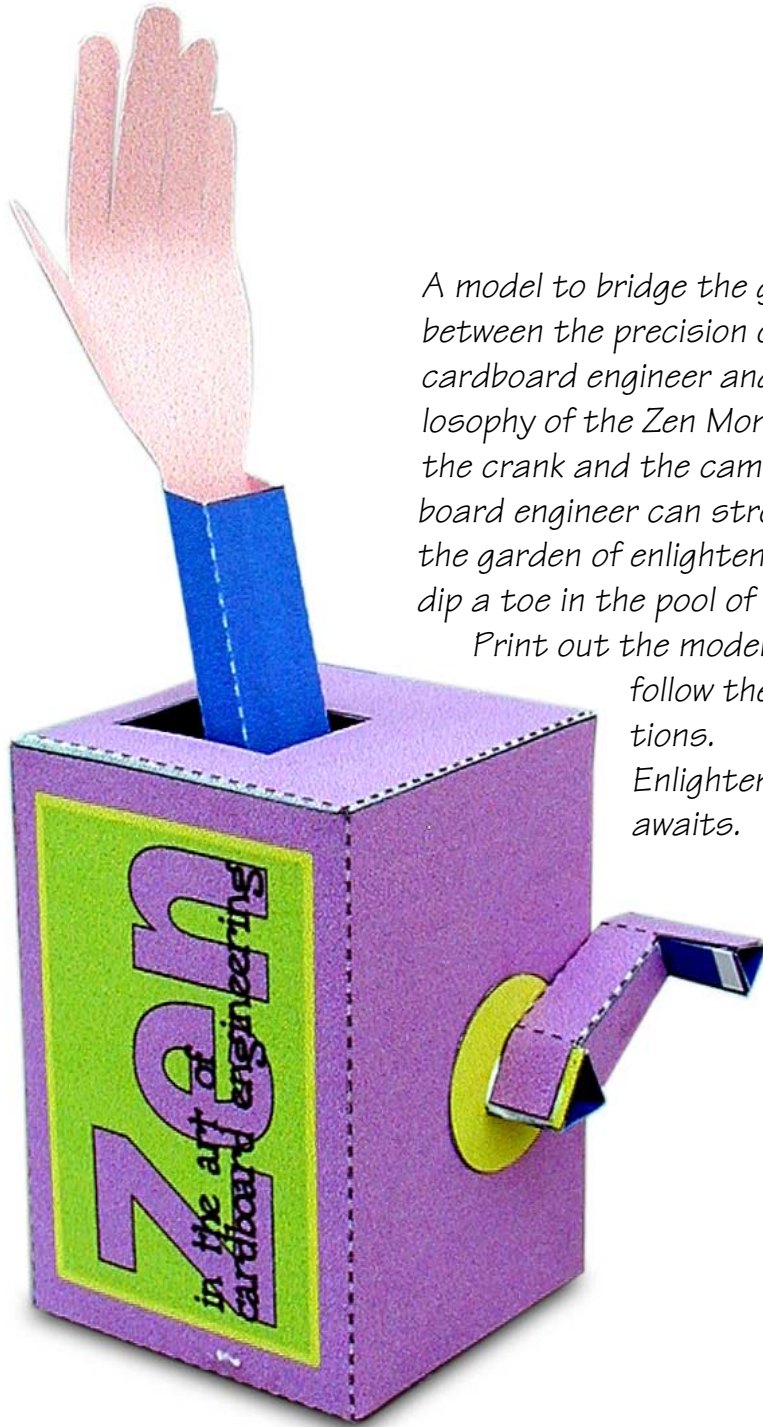


Zen

In the art of cardboard engineering



A model to bridge the gap between the precision of the cardboard engineer and the philosophy of the Zen Monk. through the crank and the cam the cardboard engineer can stroll through the garden of enlightenment and dip a toe in the pool of infinity.


Print out the model and follow the instructions. Enlightenment awaits.





Assemble the two parts of the box



Glue together the hand. Shape the fingers as shown.



Make up the cam and shaft



Glue the hand into place



Glue the cam follower into the box




Glue together the cam follower. Adding a small piece of modelling clay in the end helps the cam move positively.



Thread the cam into place



Glue together the handle



That's it! Turn the handle and meditate on the sound of one hand clapping!

Print out this page on thin white card. 230 microns is about right.

